


GPV0690-50



GPV0690-50

Why GULFPOWER?

- Proudly a Saudi Product

GULFPOWER Generator Set are proudly assembled in Saudi Arabia with the highest quality by being the first Generator Set factory in Saudi Arabia achieving the SASO certificates and supporting the local content in line with the Saudi 2030 Vision.

- Single Source Responsibility

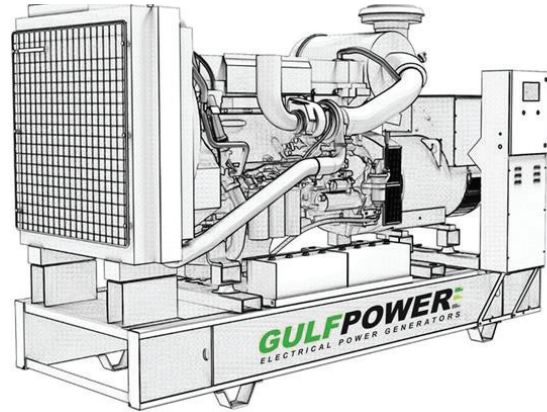
GULFPOWER provides one-source responsibility for the Diesel Generator Sets , Panels (ATS , Sync , MDB) , accessories (Fuel systems, Tanks , Cables ... etc.,) , Generator Set rental , Special studies , turnkey installation project And Strong qualified engineers to support you with the best solutions.

- Generator Set designed for the harsh environment

GULFPOWER Generator Set designed to handle the harsh weather in MENA region specially in Saudi Arabia, GCC and Egypt (hot weather and high humidity)

- Product with our own design

GULFPOWER has its own R&D and engineering team to make the perfect design for Generator Set matching the customer requirements.



50Hz	Standby		Prime	
	kVA	kW	kVA	kW
380 V	636	509	598	478
415 V	636	509	600	480
440 V	636	509	600	480

* The above ratings represent the performance according to conditions specified in ISO 8528/1, ISO 3046/1:1986, and BS5514/1. Derating may be required for conditions outside these; consult GULFPOWER for further info.

Ratings Definition

- Emergency standby power (ESP)
Applicable for supplying power to varying electrical load for the duration of power interruption of a reliable utility source. Emergency Standby Power (ESP) is in accordance with ISO 8528. Fuel Stop power in accordance with ISO 3046, AS 2789, DIN 6271 and BS 5514.
- Prime power (PRP)
Applicable for supplying power to varying electrical load for unlimited hours. Prime Power (PRP) is in accordance with ISO 8528. Ten percent overload capability is available in accordance with ISO 3046, AS 2789, DIN 6271 and BS 5514

* This Generator Set is built in ISO 9001 certified facility

Engine Specification:

Engine Make	Volvo Penta
Engine Model	TAD1642GE-B
Engine Speed	1500 RPM
Max. Gross Power	556KW
Engine Type	4-Cycle; In-line; 6-Cylinder Diesel
Aspiration	Turbocharged and Charge Air Cooled
Bore and Stroke	144x 165 mm (5.67 x 6.50) inch
Displacement	16,12 Liter
Compression Ratio	17.0 : 1
Wet Weight – Engine (Approximate)	1750 kg

EXHAUST SYSTEM

Maximum Back Pressure	10 Kpa
-----------------------	--------

COOLING SYSTEM

Jacket Water Circuit Requirements

Coolant Capacity – Engine only without radiator	33 L
Standard Thermostat (Modulating Range)	82 - 96 °C
Maximum Top Tank Temperature	107 °C
Minimum Pressure Cap	100 kpa

LUBRICATION SYSTEM

Oil Capacity with Standard Oil Pan : Low – High	32– 42 Liter
Total System Capacity	48 L

ELECTRICAL SYSTEM:

Starting Motor	24 Volts
----------------	----------

FUEL SYSTEM

Injection Type	Electronic fuel Injection
Fuel Injection Pump	EMS 2.3
Governor	Electronic
Speed regulation	±0.25%
Standards	ISO 3046. BS5514/1

Alternator Specification:

Make	Stamford
Model	S5L1D-E/311
Type	Brushless
Excitation System	Self-Excited
Voltage Regulation	± 1 %
Insulation Class	Class H
Temperature Rise	Class H
Stator Winding	Double layer LAP
Winding Pitch	2/3
IP protection	IP23
Bearings	Single
Overspeed	125%
Standards	IEC 60034, NEMA MG1

FUEL CONSUMPTION		
%	Liter/ hour	US Gal/ hour
STANDBY POWER		
100	130.28	34.42
PRIME POWER		
100	116.71	30.83
75	88.89	23.48
50	59.87	15.82

Standard Features

- Lead acid Batteries
- Battery charger.
- Forklift Opening & Crane Lifting Point.
- Digital Controller.
- Anti-Vibration Mounting between Engine/Alternator and skid.
- 3 Pole Circuit Breaker.
- Industrial grade silencer for Open Type set.
- Critical grade silencer for the Close type.

Optional:

- Synchronization Control panel – different Varieties.
- Four Pole Circuit Breaker.
- Critical / Hospital Grade Silencer for Open Type Set.
- Annunciator Panel.
- Anti-condensation Heater
- Jacket Water Heater.
- Alternator Winding Temperature Sensor.
- Bearing Temperature Sensor.

DIMENSIONS AND WEIGHT

Canopy Type Dimension: W= 1778, H= 3361, L = 5105mm

Open Set Dimension: W= 1632, H= 2291, L = 3357 mm

Open Type Weight: 4306Kg

Canopy Type Weight: 6347 Kg

Skid Fuel Tank Capacity: 771 L

NOTE: Contact GULFPOWER team for more detailed information about Generator Set dimension.



For Inquiries

CONTROL PANEL



IntelLiteNT MRS16/AMF8

These controllers are easy to use and feature

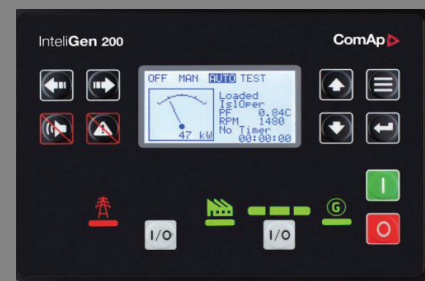
An intuitive user interface with graphic Display. The built-in event and performance

Log with backed-up real time clock makes

Troubleshooting even simpler.

- o 3 phase generator protections
- o True RMS current measurement
- o Power Measurements
- o Event Performance log + RTC
- o User Interface
- o Communication Interfaces

* Please refer to Data sheet for details.



IntelliGen 200

Is a comprehensive controller for both single and multiple gen-sets operating in standby or parallel modes.

- Automatic synchronizing and Power control
- Base load Import/ Export
- Peak shaving
- Integrated PLC programmable functions
- Event based history

* Additional Controlling solution are available, please consult GULFPOWER team for more information