


**GPV0450-50**



# GPV0450-50

## Why GULFPOWER?

- Proudly a Saudi Product

GULFPOWER Generator Set are proudly assembled in Saudi Arabia with the highest quality by being the first Generator Set factory in Saudi Arabia achieving the SASO certificates and supporting the local content in line with the Saudi 2030 Vision.

- Single Source Responsibility

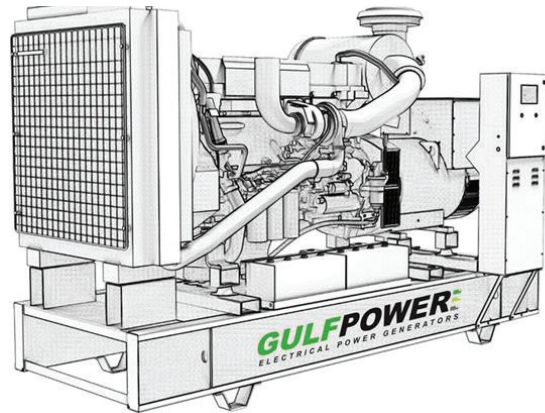
GULFPOWER provides one-source responsibility for the Diesel Generator Sets , Panels ( ATS , Sync , MDB ) , accessories ( Fuel systems, Tanks , Cables ... etc., ) , Generator Set rental , Special studies , turnkey installation project And Strong qualified engineers to support you with the best solutions.

- Generator Set designed for the harsh environment

GULFPOWER Generator Set designed to handle the harsh weather in MENA region specially in Saudi Arabia, GCC and Egypt (hot weather and high humidity)

- Product with our own design

GULFPOWER has its own R&D and engineering team to make the perfect design for Generator Set matching the customer requirements.



50Hz	Standby		Prime	
	kVA	kW	kVA	kW
380 V	413	330	378	302
415 V	414	331	379	303
440 V	416	333	381	305

\* The above ratings represent the performance according to conditions specified in ISO 8528/1, ISO 3046/1:1986, and BS5514/1. Derating may be required for conditions outside these; consult GULFPOWER for further info.

### Ratings Definition

- Emergency standby power (ESP)  
Applicable for supplying power to varying electrical load for the duration of power interruption of a reliable utility source. Emergency Standby Power (ESP) is in accordance with ISO 8528. Fuel Stop power in accordance with ISO 3046, AS 2789, DIN 6271 and BS 5514.
- Prime power (PRP)  
Applicable for supplying power to varying electrical load for unlimited hours. Prime Power (PRP) is in accordance with ISO 8528. Ten percent overload capability is available in accordance with ISO 3046, AS 2789, DIN 6271 and BS 5514

\* This Generator Set is built in ISO 9001 certified facility

## Engine Specification:

Engine Make	Volvo Penta
Engine Model	TAD1343 GE-B
Engine Speed	1500 RPM
Max. Gross Power	356 KW
Engine Type	4-Cycle; In-line; 6-Cylinder Diesel
Aspiration	Turbocharged and Charge Air Cooled
Bore and Stroke	131x 158 mm (5.16 x 6.22) inch
Displacement	12.78 Liter
Compression Ratio	18.1 : 1
Wet Weight – Fan to Flywheel Engine (Approximate)	1790 kg
<b>EXHAUST SYSTEM</b>	
Maximum Back Pressure	10 Kpa
<b>COOLING SYSTEM</b>	
<u>Jacket Water Circuit Requirements</u>	
Coolant Capacity – Engine only without radiator	20 L
Standard Thermostat (Modulating Range)	82 - 92 °C
Maximum Top Tank Temperature	107 °C
Minimum Pressure Cap	100 kpa
<b>LUBRICATION SYSTEM</b>	
Oil Capacity with Standard Oil Pan : Low – High	19– 30 Liter
Total System Capacity	36 L
<b>ELECTRICAL SYSTEM:</b>	
Starting Motor	24 Volts
<b>FUEL SYSTEM</b>	
Injection Type	Electronic fuel Injection
Fuel Injection Pump	EMS II
Governor	Electronic
Speed regulation	±0.25%
Standards	ISO 3046. BS5514/1

## Alternator Specification:

Make	Stamford
Model	S4L1D-F/311
Type	Brushless
Excitation System	Self-Excited
Voltage Regulation	± 1 %
Insulation Class	Class H
Temperature Rise	Class H
Stator Winding	Double layer LAP
Winding Pitch	2/3
IP protection	IP23
Bearings	Single
Overspeed	125%
Standard	IEC 60034, NEMA MG1

FUEL CONSUMPTION		
%	Liter/ hour	US Gal/ hour
<b>STANDBY POWER</b>		
100	83.96	22.18
<b>PRIME POWER</b>		
100	75.67	20
75	57.05	15.07
50	39.02	10.31

## Standard Features

- Lead acid Batteries
- Battery charger.
- Forklift Opening & Crane Lifting Point.
- Digital Controller.
- Anti-Vibration Mounting between Engine/Alternator and skid.
- 3 Pole Circuit Breaker.
- Industrial grade silencer for Open Type set.
- Critical grade silencer for the Close type.

## Optional:

- Synchronization Control panel – different Varieties.
- Four Pole Circuit Breaker.
- Critical / Hospital Grade Silencer for Open Type Set.
- Annunciator Panel.
- Anti-condensation Heater
- Jacket Water Heater.
- Alternator Winding Temperature Sensor.
- Bearing Temperature Sensor.

## DIMENSIONS AND WEIGHT

**Canopy Type Dimension:** W= 1778, H= 3010, L = 4657m

**Open Set Dimension:** W= 1632, H= 2034, L = 3157 mm

**Open Type Weight:** 3705Kg

**Canopy Type Weight:** 5391 Kg

**Skid Fuel Tank Capacity:** 771L

**NOTE:** Contact GULFPOWER team for more detailed information about Generator Set dimension.



**For Inquiries**

## CONTROL PANEL



### IntelLiteNT MRS16/AMF8

These controllers are easy to use and feature


An intuitive user interface with graphic Display. The built-in event and performance

Log with backed-up real time clock makes

Troubleshooting even simpler.

- o 3 phase generator protections
- o True RMS current measurement
- o Power Measurements
- o Event Performance log + RTC
- o User Interface
- o Communication Interfaces

\* Please refer to Data sheet for details.



### IntelGen 200

Is a comprehensive controller for both single and multiple gen-sets operating in standby or parallel modes.

- Automatic synchronizing and Power control
- Base load Import/ Export
- Peak shaving
- Integrated PLC programmable functions
- Event based history

\* Additional Controlling solution are available, please consult GULFPOWER team for more information